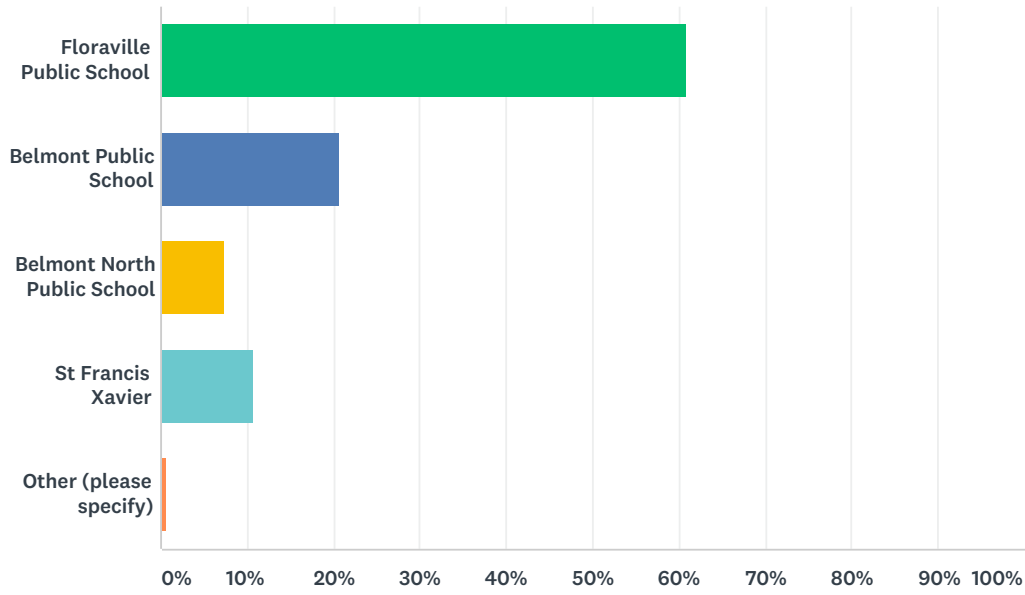


### Q1 At which school is your child/ren enrolled?

Answered: 179 Skipped: 1

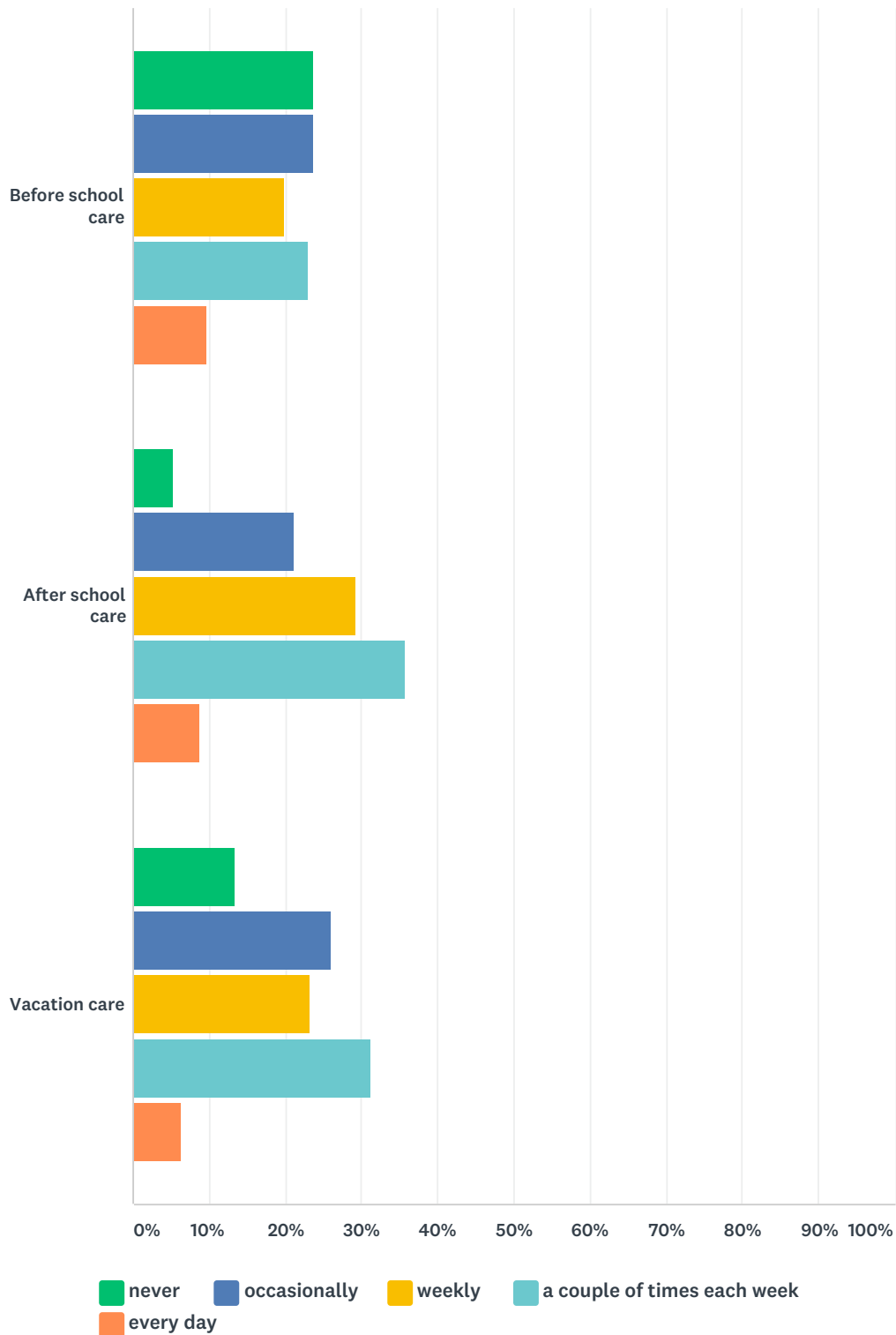


ANSWER CHOICES	RESPONSES
Floraville Public School	60.89% 109
Belmont Public School	20.67% 37
Belmont North Public School	7.26% 13
St Francis Xavier	10.61% 19
Other (please specify)	0.56% 1
Total Respondents: 179	

#	OTHER (PLEASE SPECIFY)	DATE
1	Marks Point	8/1/2019 4:45 AM

### Q3 How frequently does your child/ren use the OOSH service? (OOSH = Active OOSH)

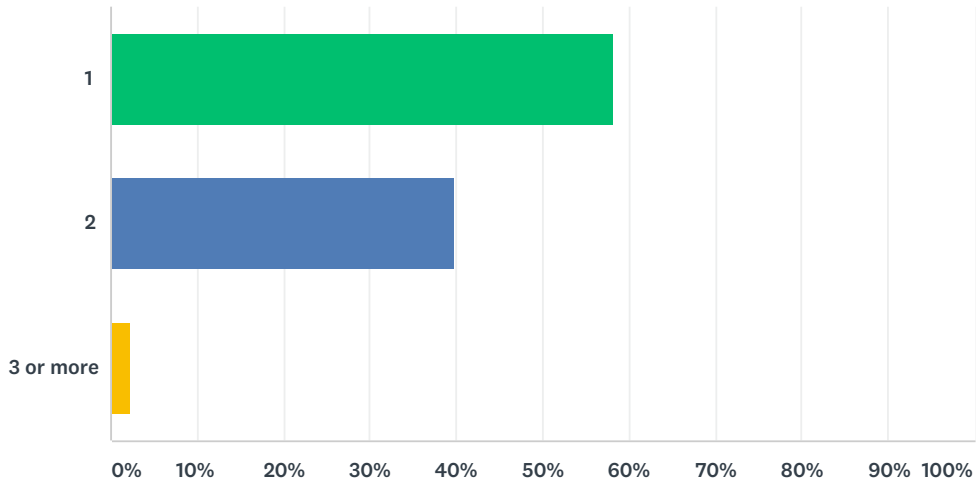
Answered: 179 Skipped: 1



	NEVER	OCCASIONALLY	WEEKLY	A COUPLE OF TIMES EACH WEEK	EVERY DAY	TOTAL	WEIGHTED AVERAGE
Before school care	23.72% 37	23.72% 37	19.87% 31	23.08% 36	9.62% 15	156	2.71
After school care	5.26% 9	21.05% 36	29.24% 50	35.67% 61	8.77% 15	171	3.22

## Q4 How many of your children currently attend the OOSH

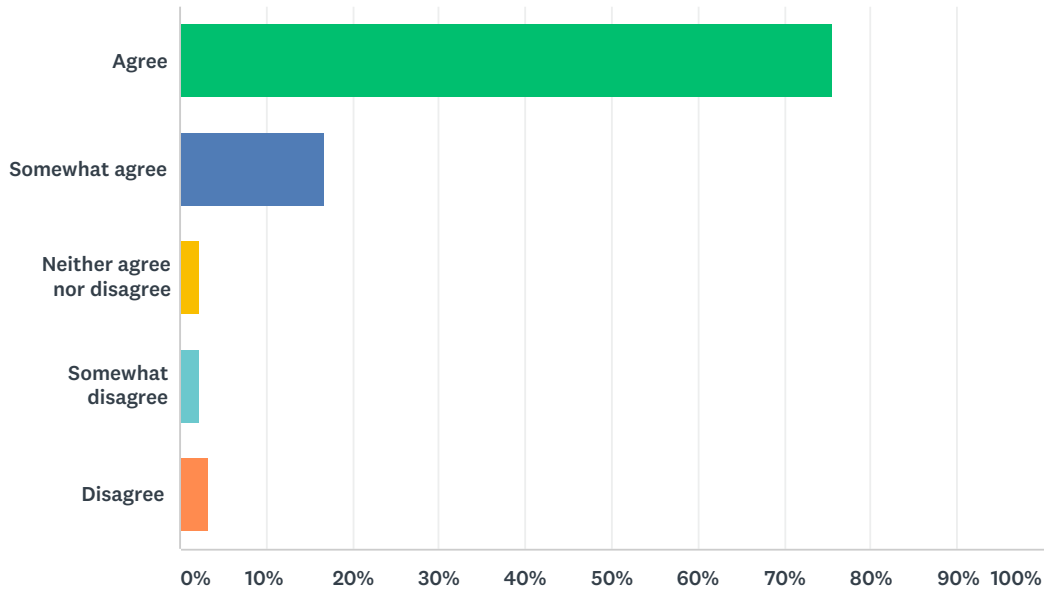
Answered: 179 Skipped: 1



ANSWER CHOICES	RESPONSES	
1	58.10%	104
2	39.66%	71
3 or more	2.23%	4
TOTAL		179

## Q5 My child feels happy and safe at OOSH

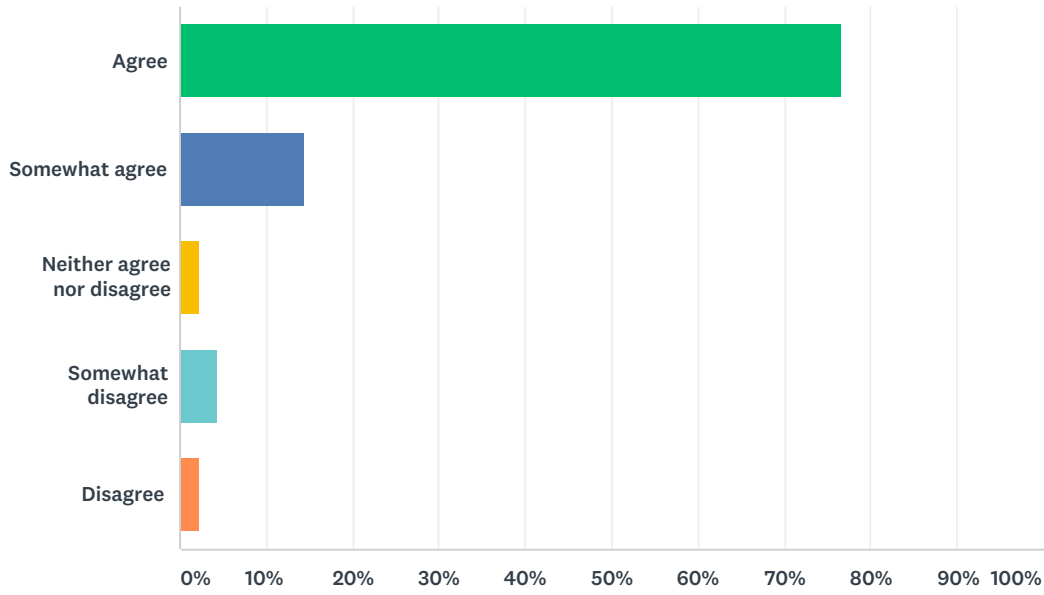
Answered: 179 Skipped: 1



ANSWER CHOICES	RESPONSES	
Agree	75.42%	135
Somewhat agree	16.76%	30
Neither agree nor disagree	2.23%	4
Somewhat disagree	2.23%	4
Disagree	3.35%	6
<b>TOTAL</b>		<b>179</b>

## Q6 My child is well cared for at OOSH

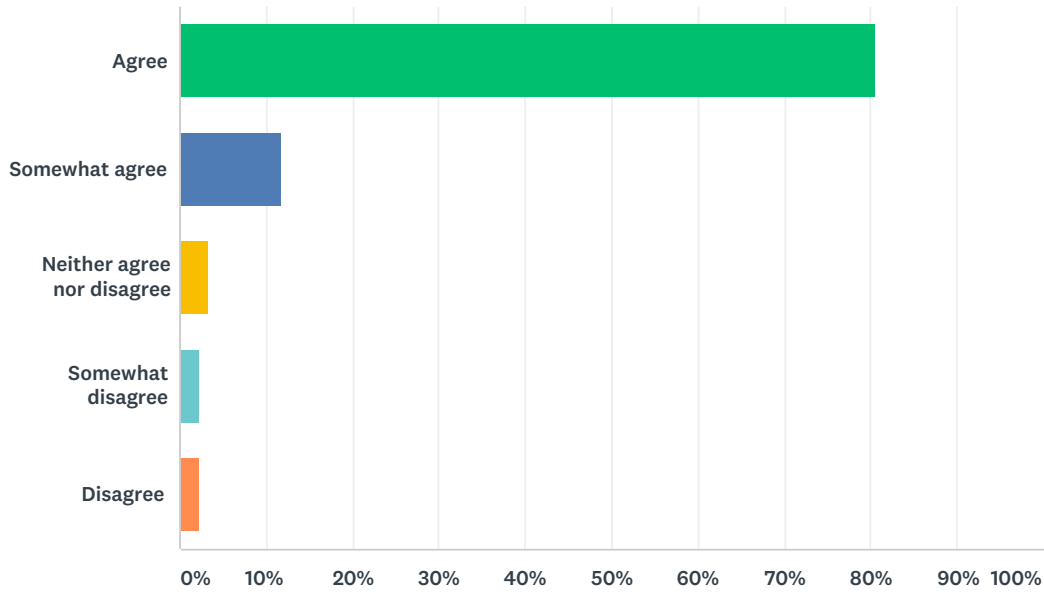
Answered: 179 Skipped: 1



ANSWER CHOICES	RESPONSES	
Agree	76.54%	137
Somewhat agree	14.53%	26
Neither agree nor disagree	2.23%	4
Somewhat disagree	4.47%	8
Disagree	2.23%	4
<b>TOTAL</b>		<b>179</b>

## Q7 My child experiences a good range of activities at OOSH

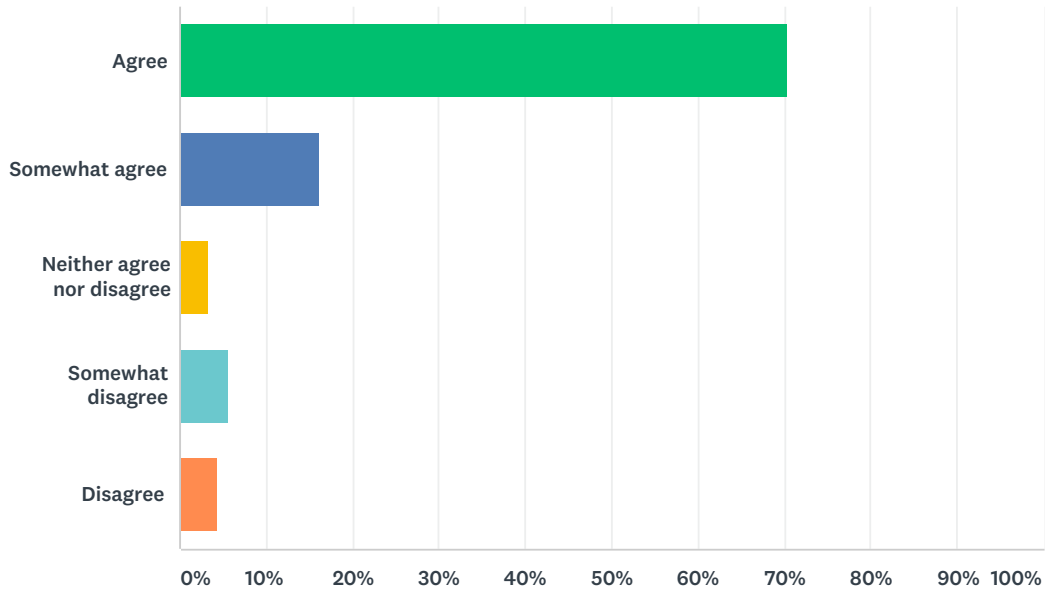
Answered: 179 Skipped: 1



ANSWER CHOICES	RESPONSES	
Agree	80.45%	144
Somewhat agree	11.73%	21
Neither agree nor disagree	3.35%	6
Somewhat disagree	2.23%	4
Disagree	2.23%	4
<b>TOTAL</b>		<b>179</b>

## Q8 OOSH is well led and well managed

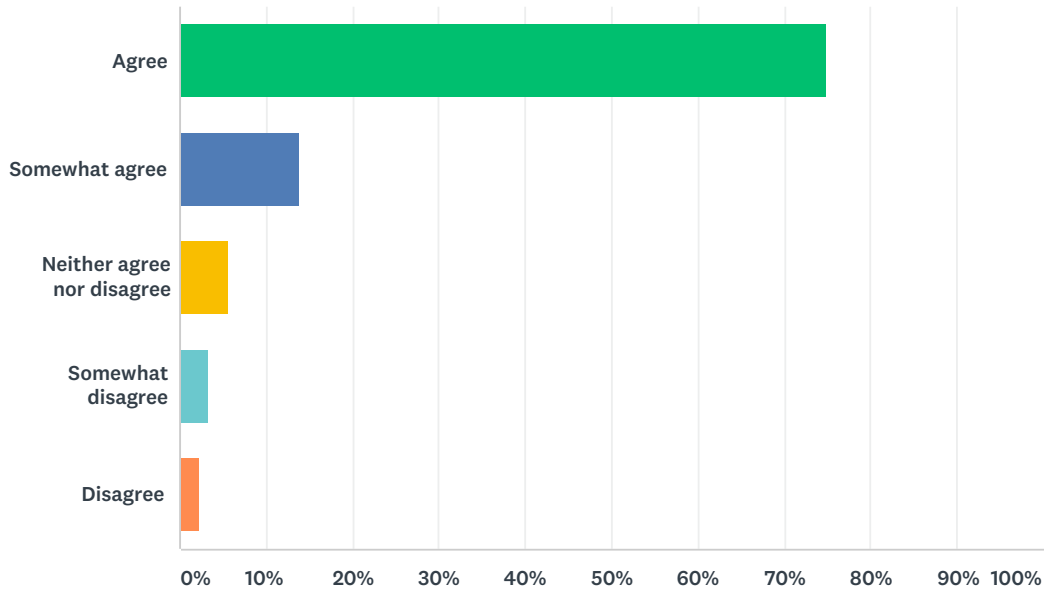
Answered: 179 Skipped: 1



ANSWER CHOICES	RESPONSES	
Agree	70.39%	126
Somewhat agree	16.20%	29
Neither agree nor disagree	3.35%	6
Somewhat disagree	5.59%	10
Disagree	4.47%	8
<b>TOTAL</b>		<b>179</b>

### Q9 OOSH has a good team of educators

Answered: 180 Skipped: 0

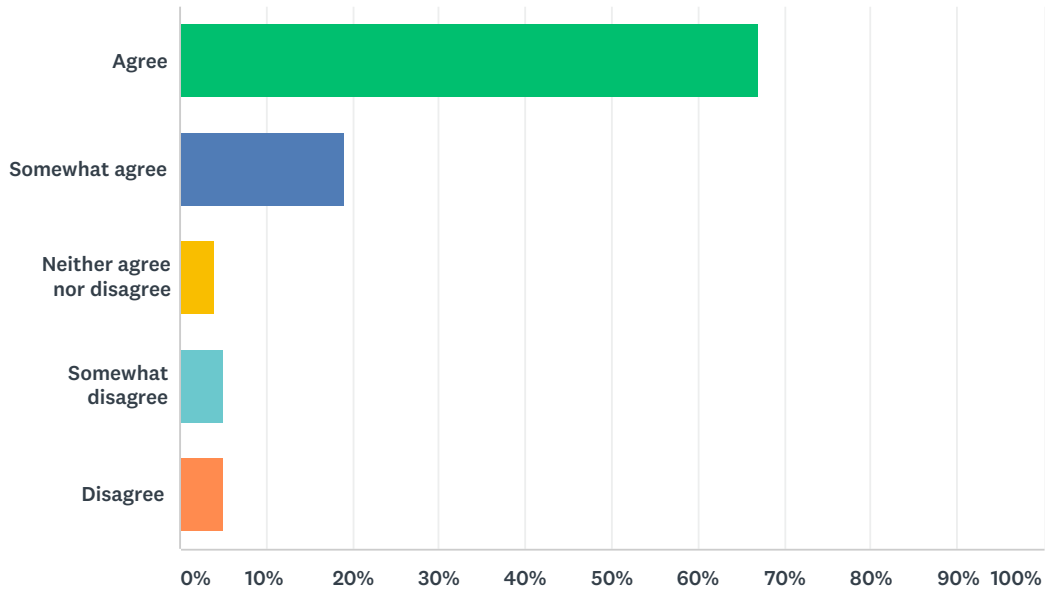


ANSWER CHOICES	RESPONSES	
Agree	75.00%	135
Somewhat agree	13.89%	25
Neither agree nor disagree	5.56%	10
Somewhat disagree	3.33%	6
Disagree	2.22%	4
<b>TOTAL</b>		<b>180</b>



## Q10 OOSH communicates effectively with families

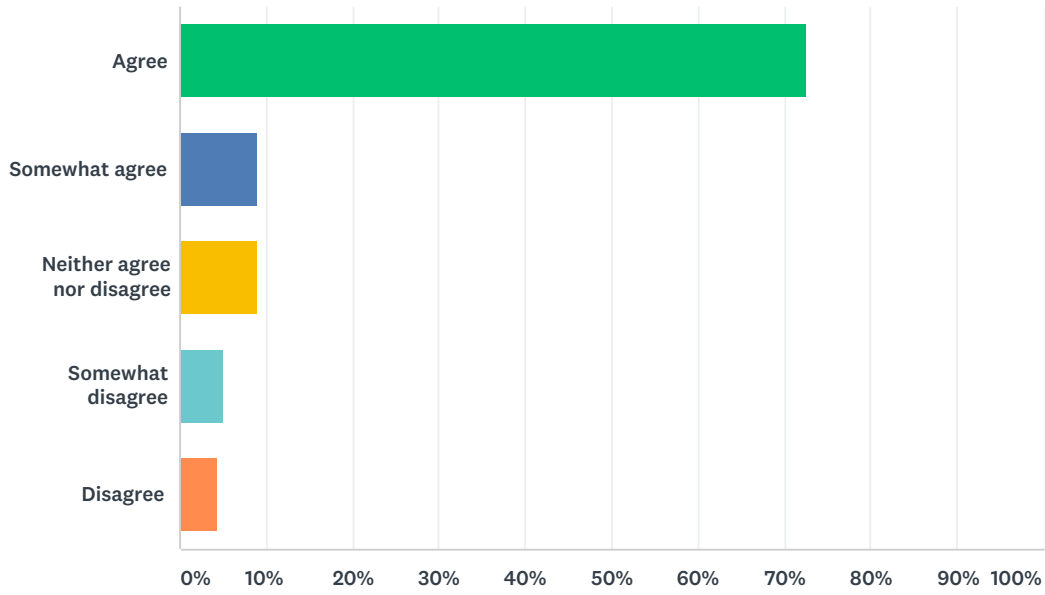
Answered: 179 Skipped: 1



ANSWER CHOICES	RESPONSES	
Agree	67.04%	120
Somewhat agree	18.99%	34
Neither agree nor disagree	3.91%	7
Somewhat disagree	5.03%	9
Disagree	5.03%	9
<b>TOTAL</b>		<b>179</b>

## Q11 OOSH responds well to any concerns or queries

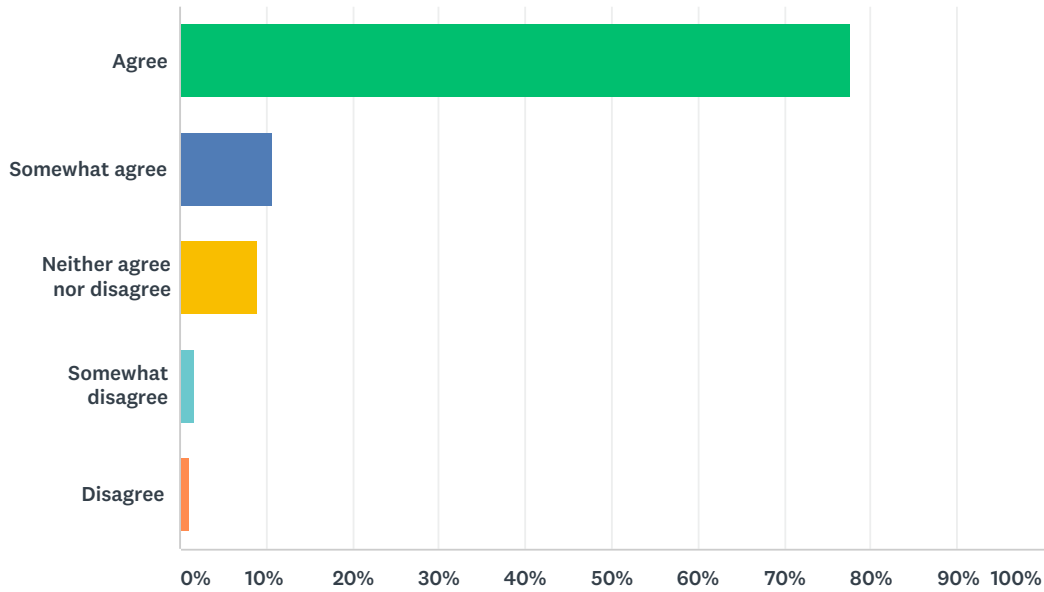
Answered: 179 Skipped: 1



ANSWER CHOICES	RESPONSES	
Agree	72.63%	130
Somewhat agree	8.94%	16
Neither agree nor disagree	8.94%	16
Somewhat disagree	5.03%	9
Disagree	4.47%	8
<b>TOTAL</b>		<b>179</b>

## Q12 The OOSH prices are reasonable

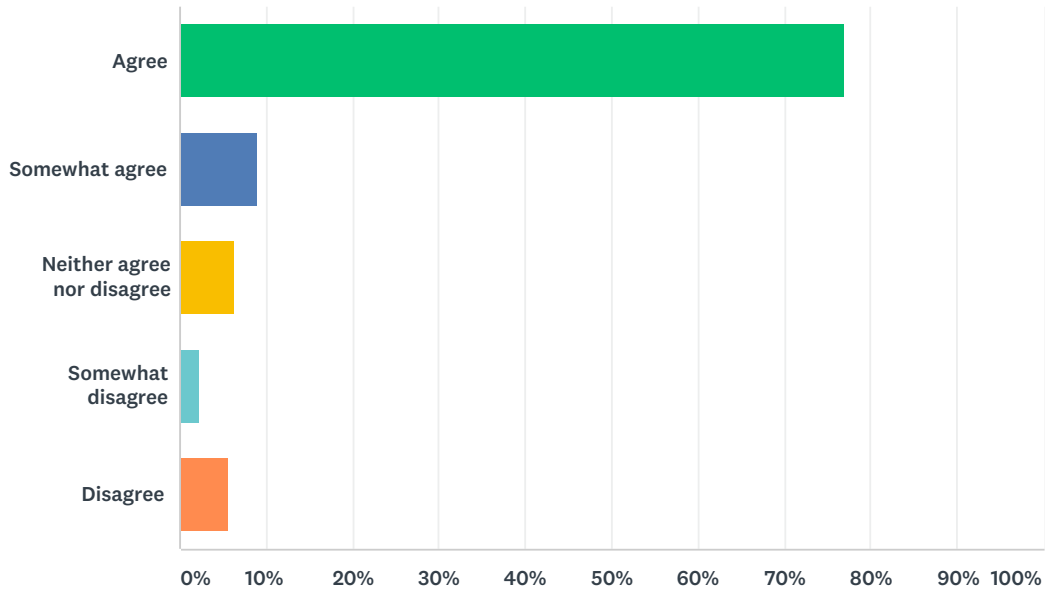
Answered: 179 Skipped: 1



ANSWER CHOICES	RESPONSES	
Agree	77.65%	139
Somewhat agree	10.61%	19
Neither agree nor disagree	8.94%	16
Somewhat disagree	1.68%	3
Disagree	1.12%	2
TOTAL		179

### Q13 I would recommend OOSH to another parent

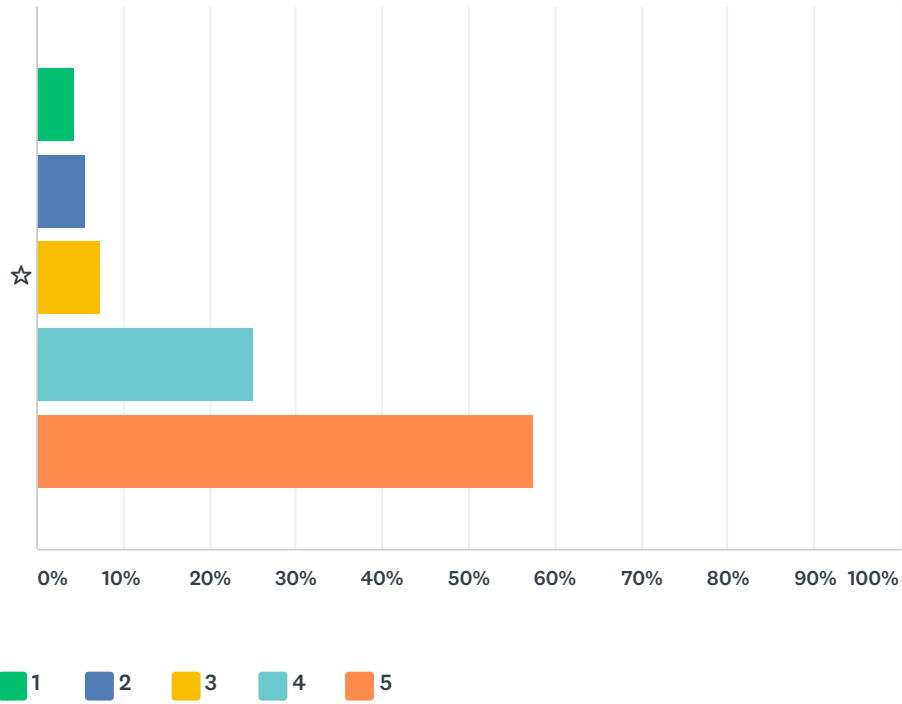
Answered: 178 Skipped: 2



ANSWER CHOICES	RESPONSES	
Agree	76.97%	137
Somewhat agree	8.99%	16
Neither agree nor disagree	6.18%	11
Somewhat disagree	2.25%	4
Disagree	5.62%	10
<b>TOTAL</b>		<b>178</b>

### Q14 What Star rating would you give the OOSH service?

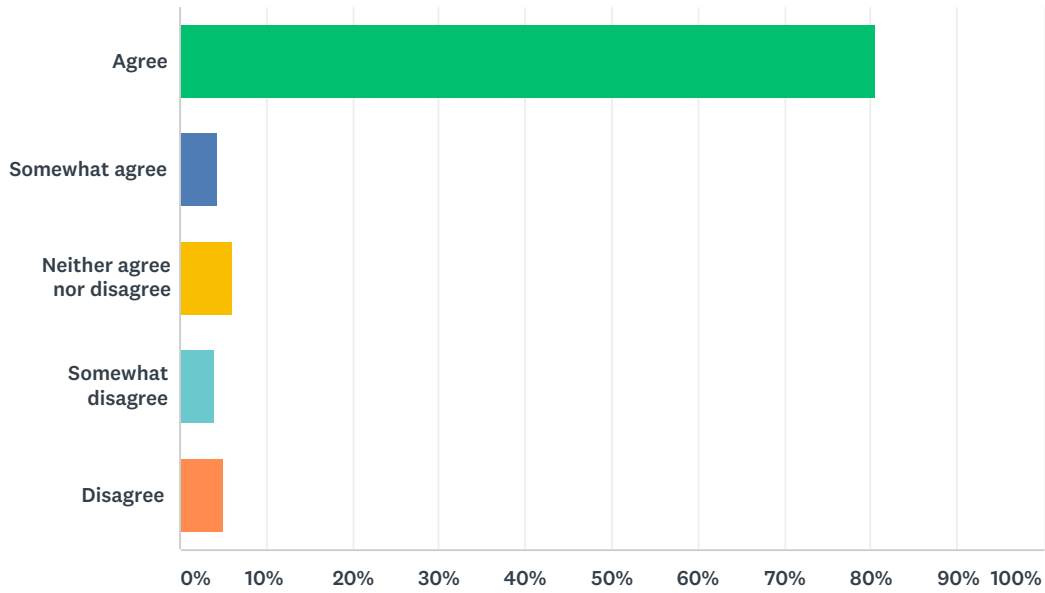
Answered: 179 Skipped: 1



	1	2	3	4	5	TOTAL	WEIGHTED AVERAGE
☆	4.47% 8	5.59% 10	7.26% 13	25.14% 45	57.54% 103	179	4.26

## Q15 I would like the current OOSH provider (Active OOSH) to continue for another two years

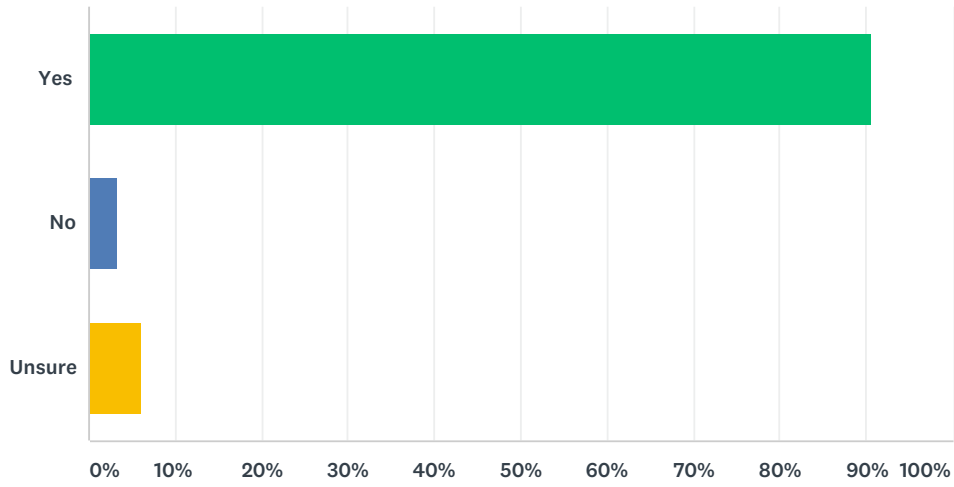
Answered: 179 Skipped: 1



ANSWER CHOICES	RESPONSES	
Agree	80.45%	144
Somewhat agree	4.47%	8
Neither agree nor disagree	6.15%	11
Somewhat disagree	3.91%	7
Disagree	5.03%	9
TOTAL		179

### Q18 Do you intend to continue to use the OOSH service next year?

Answered: 179 Skipped: 1



ANSWER CHOICES	RESPONSES	
Yes	90.50%	162
No	3.35%	6
Unsure	6.15%	11
<b>TOTAL</b>		<b>179</b>